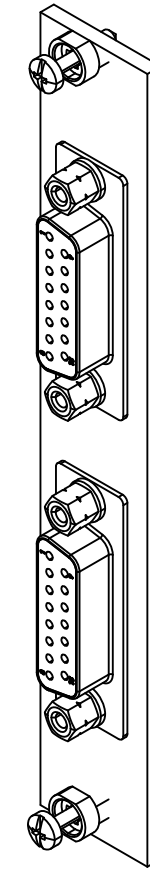
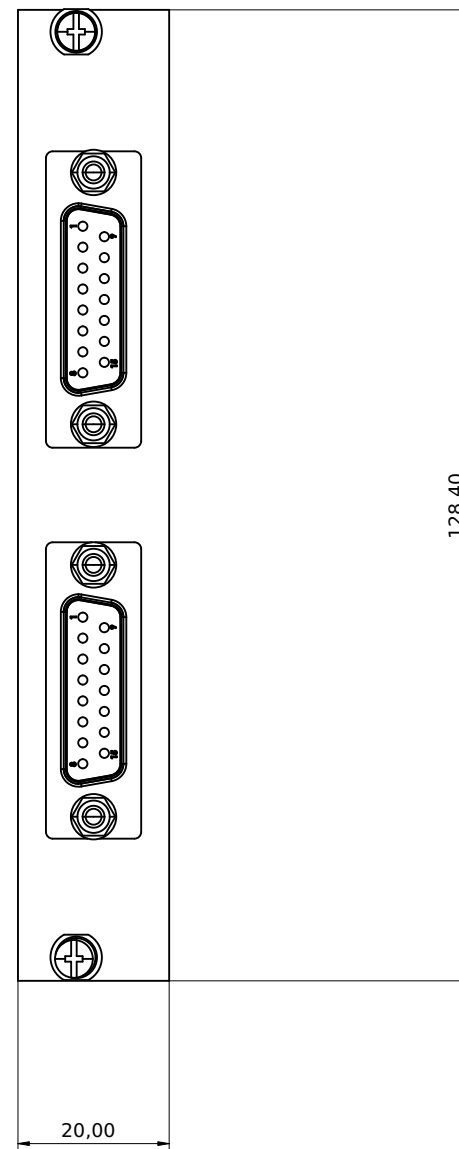
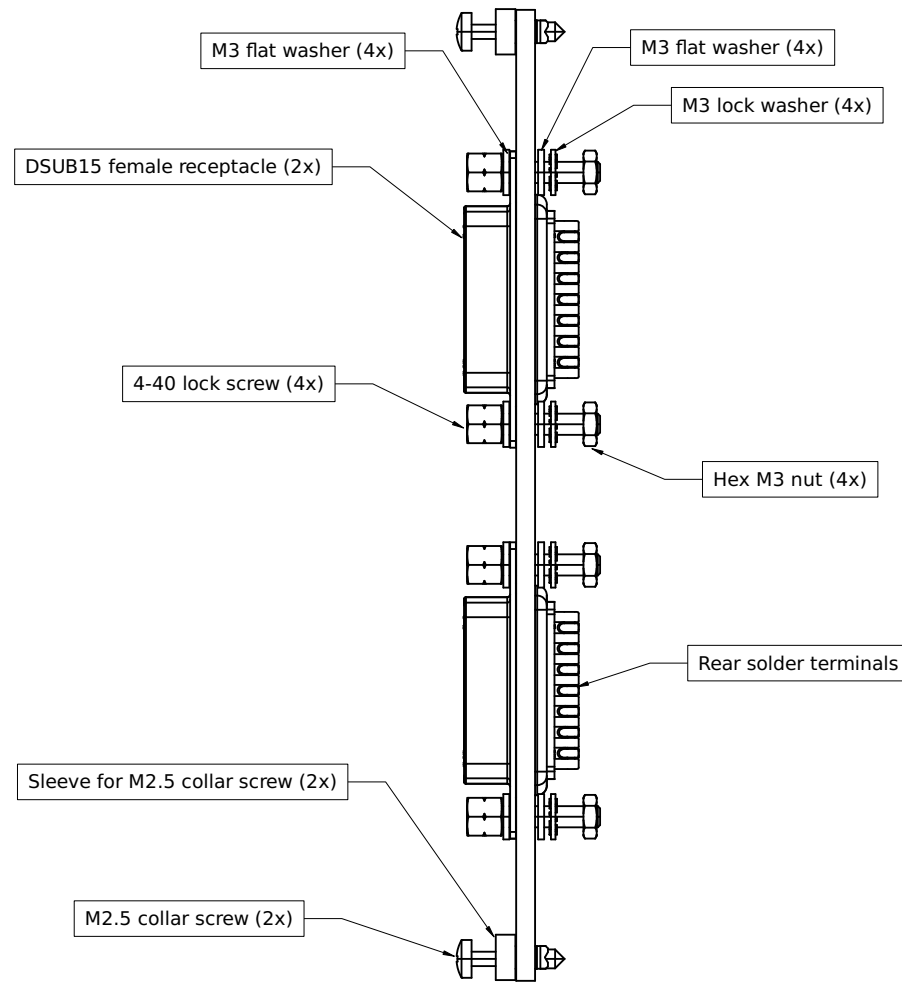
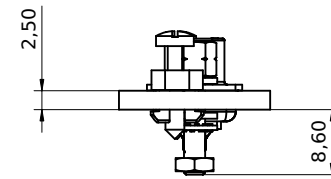




A
B
C
D
E

1 2 3 4 5 6 7



A
B
C
D
E

For Illustration Only
Not For Manufacturing Purposes

Scale	Units	
1:1	mm	

General Tolerances	
1000 < X ≤ 2000	±1.2
400 < X ≤ 1000	±0.8
120 < X ≤ 400	±0.5
30 < X ≤ 120	±0.3
6 < X ≤ 30	±0.2
3 < X ≤ 6	±0.1
0.5 < X ≤ 3	±0.1
Nominal Size Range	Tol.Limits

Project	SPC1152-R21A - Dual DSUB15 Panel	
Title	Assembly Example - Dual DSUB15 Female Receptacle	

Approved		
Checked		
Drawn	21-08-19	GGB
	Date	Name

Drawing		SPC1152-DD02-I21A	
Sheet	1 of 1	Revision	
Signals and Systems for Physics			

1 2 3 4 5 6 7