



A

B

C

D

E

1

2

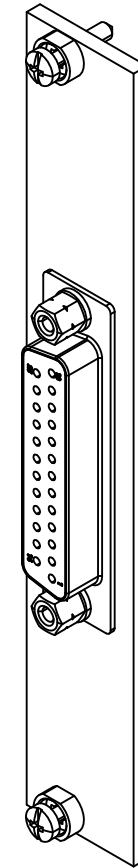
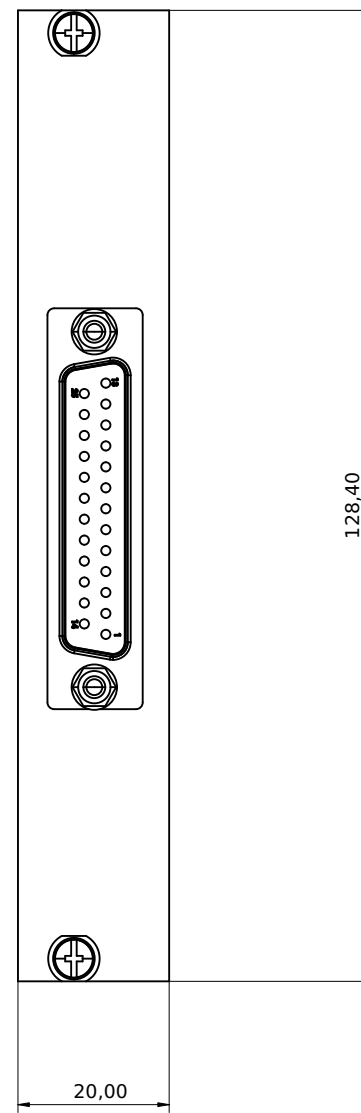
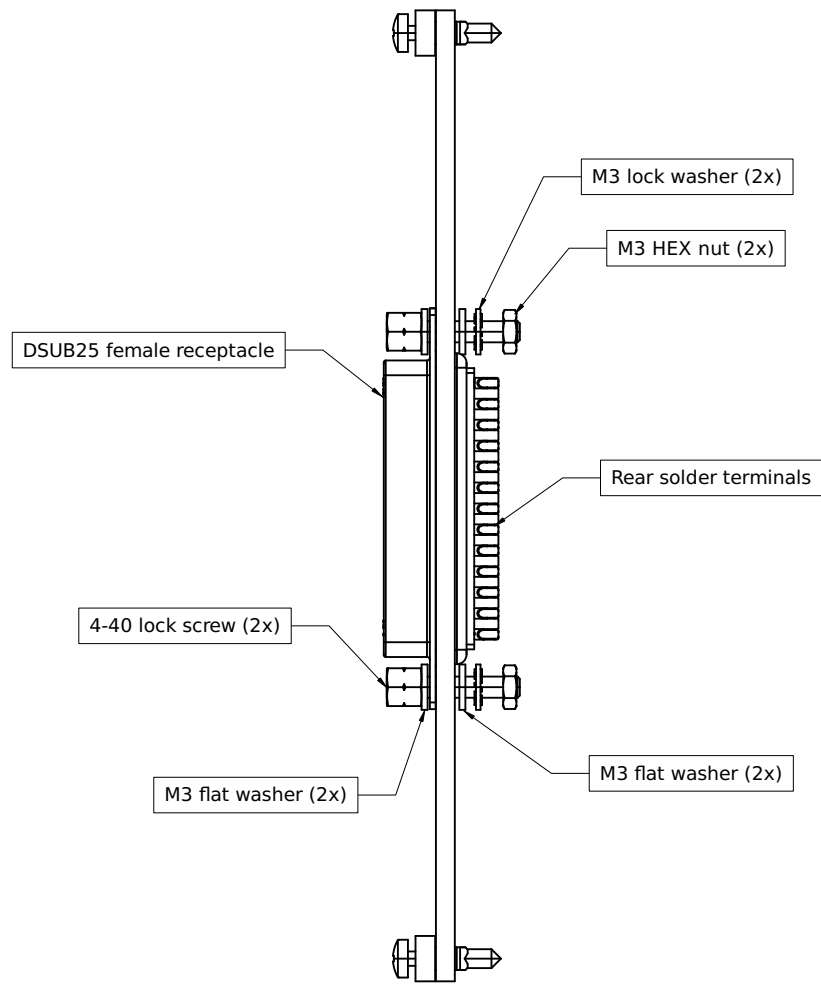
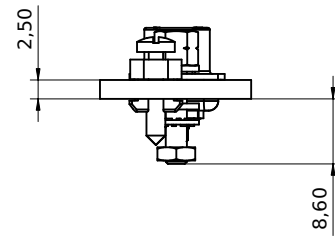
3

4

5

6

7



A

B

C

D

E

Scale	1:1	Units	mm	
-------	-----	-------	----	--

General Tolerances	
1000 < X ≤ 2000	±1.2
400 < X ≤ 1000	±0.8
120 < X ≤ 400	±0.5
30 < X ≤ 120	±0.3
6 < X ≤ 30	±0.2
3 < X ≤ 6	±0.1
0.5 < X ≤ 3	±0.1
Nominal Size Range	Tol.Limits

Project	SPC1251-R21A - DSUB25 Panel		
Title	Assembly Example : DSUB25 Female Receptacle		

Approved		
Checked		
Drawn	21-08-19	GGB
	Date	Name

Drawing	SPC1251-DD02-I21A		
Sheet	1 of 1	Revision	
Signals and Systems for Physics			

For Illustration Only
Not For Manufacturing Purposes

ANY REPRODUCTION IN PART OR AS A WHOLE WITHOUT THE WRITTEN PERMISSION OF Signals and Systems for Physics IS PROHIBITED.

1

2

3

4

5

6

7