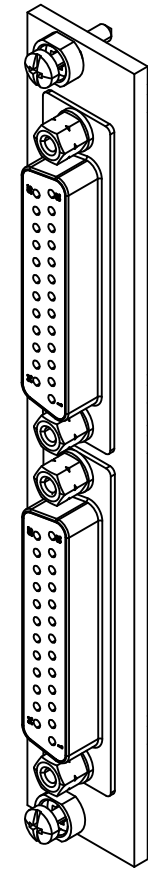
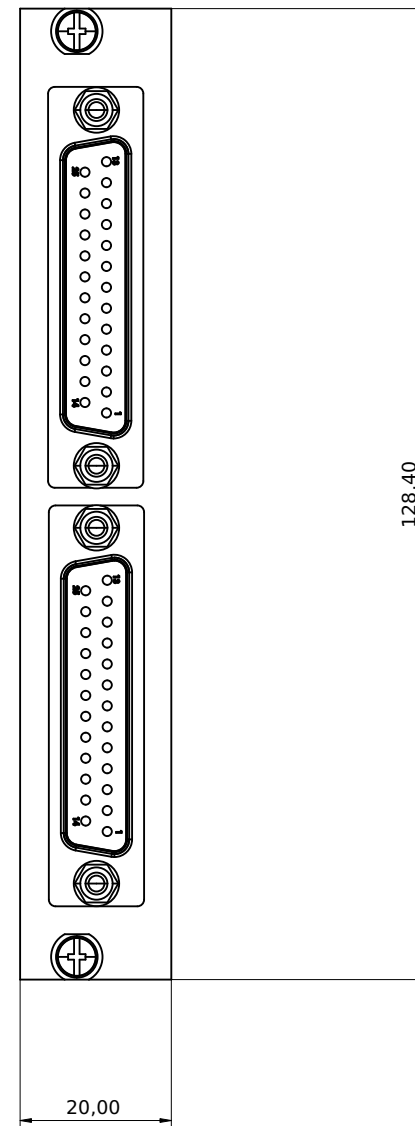
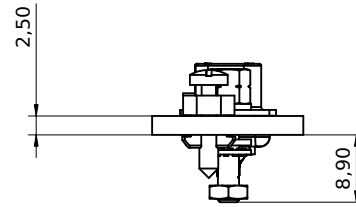
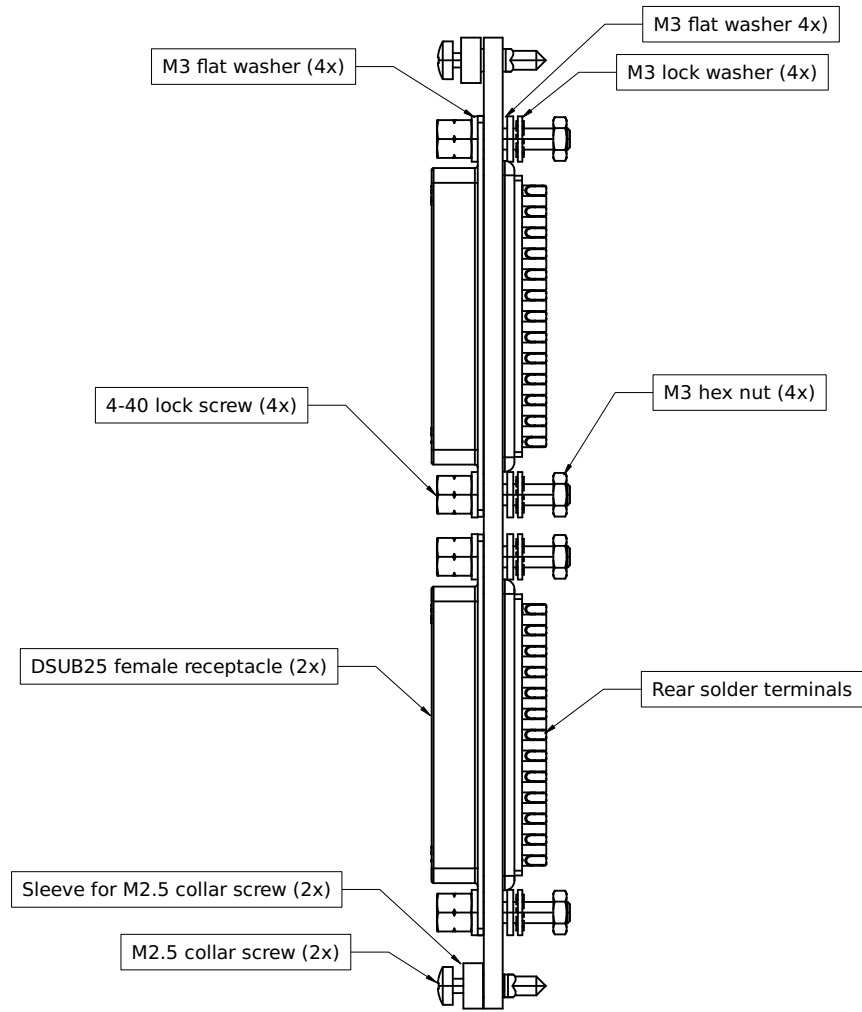




A  
B  
C  
D  
E

1 2 3 4 5 6 7



A  
B  
C  
D  
E

Scale	1:1	Units	mm	
-------	-----	-------	----	--

General Tolerances	
1000 < X ≤ 2000	±1.2
400 < X ≤ 1000	±0.8
120 < X ≤ 400	±0.5
30 < X ≤ 120	±0.3
6 < X ≤ 30	±0.2
3 < X ≤ 6	±0.1
0.5 < X ≤ 3	±0.1
Nominal Size Range	Tol.Limits

Project	SPC1252-R21A - Dual DSUB25 Panel	
Title	Assembly Example: Dual DSUB25 Female Receptacle	

Approved			Drawing	
Checked			SPC1252-DD02-I21A	
Drawn	21-09-20	GGB	Sheet	Revision
	Date	Name	1 of 1	Signals and Systems for Physics

For Illustration Only  
Not For Manufacturing Purposes

1 2 3 4 5 6 7